

A group of five business professionals (three men and two women) are gathered around a table in a modern office setting, looking at a document. The background shows large windows with a view of greenery.

CLOUD BUSINESS INTELLIGENCE (CLOUD BI)

ALL YOUR INFORMATION AT YOUR FINGERTIP

www.retailmax.biz



RetailMax is an award winning Retail Management System with Point of Sales. It caters to various businesses from small shops to large distributors who are in the retail and wholesale industry. RetailMax comes in three editions.

1. RetailMax Express Edition – System for small shops with one till and two users and cash sales only.
2. RetailMax Standard Edition – Fully fledge system with multiusers and 10 tills for one shop.
3. RetailMax Enterprise Edition – Fully fledge system with multiusers for a company has got many branches.

Industry verticals

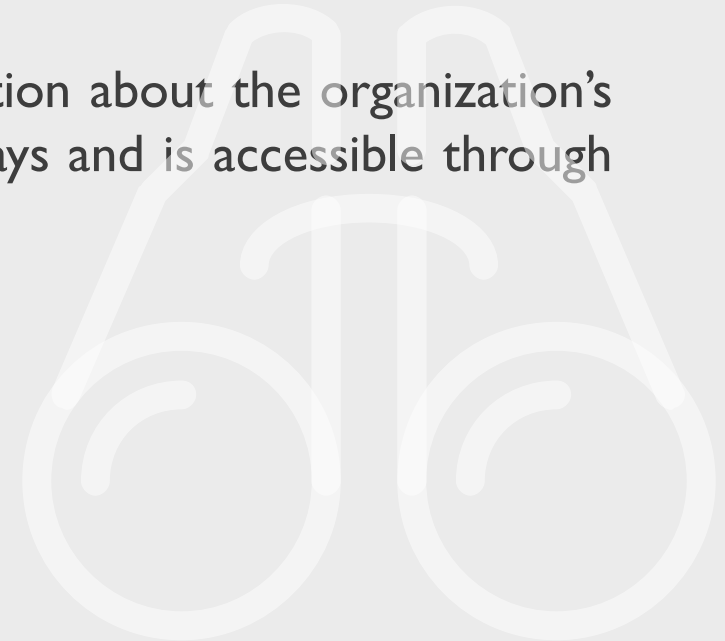
1. RetailMax – Hospitality Industry vertical for hotels and restaurants
2. RetailMax Automobile – Vertical for Automobile industry

The logo for RetailMax, with 'RETAIL' in cyan and 'Max' in green with a swoosh over the 'x'.

CLOUD BUSINESS INTELLIGENCE (CLOUD BI)

Business intelligence is about delivering the right information to the right people at the right time, and cloud computing provides a lightweight, agile way to access BI applications. The beauty of Cloud BI applications is that they are accessible on multiple devices and web browsers. This is circumventing traditional software barriers such as the requirement to access the application on-site.

RetailMax Cloud BI gives information about the organization's sales and inventory in different ways and is accessible through any device at any time.





DEMO SYSTEM

Use following demo system to Experience the RetailMax Cloud BI

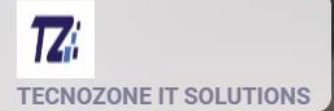
URL: <https://demo.retailmax.cloud/>

User Name: Manager

Password: 1 (Number one)



HOME PAGE

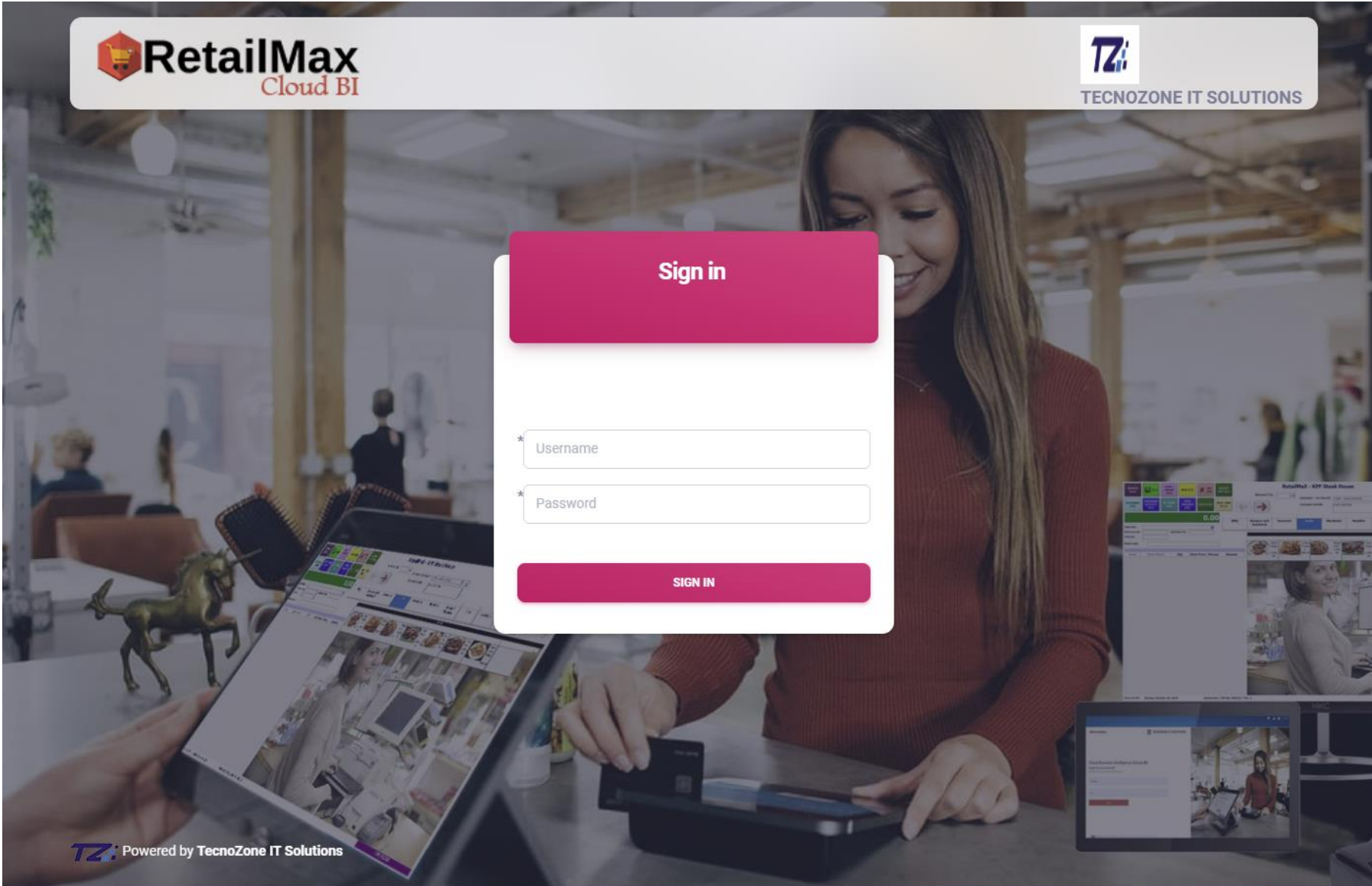


Sign in

* Username

* Password

SIGN IN



BI DASHBOARD

Today's Sales
MK 4,756,380.00

-8.09% than this date in last week
MK 5,175,405.00 this date in last week sales

This Month Sales
MK 92,737,675.00

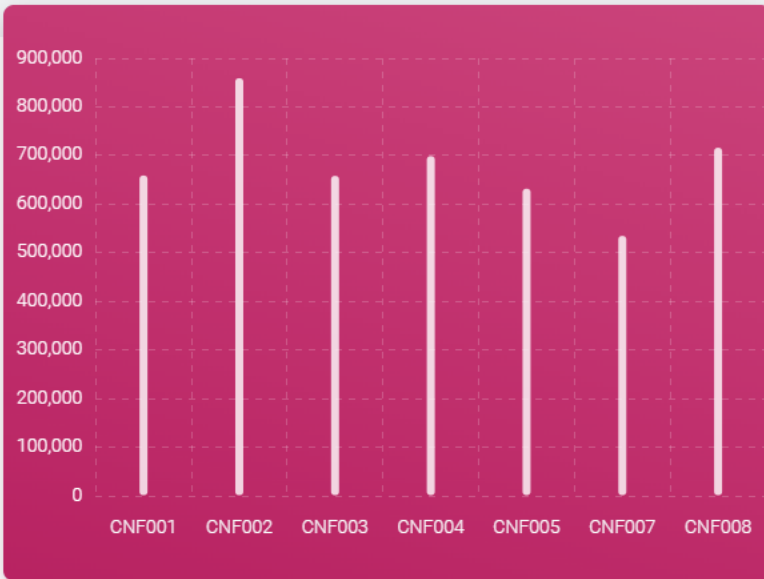
0.00% than this month in last year
MK 0.00 this month in last year sales

This Years Sales
MK 668,108,845.15

0.00% than up to this month in last year
MK 0.00 up to this month in last year

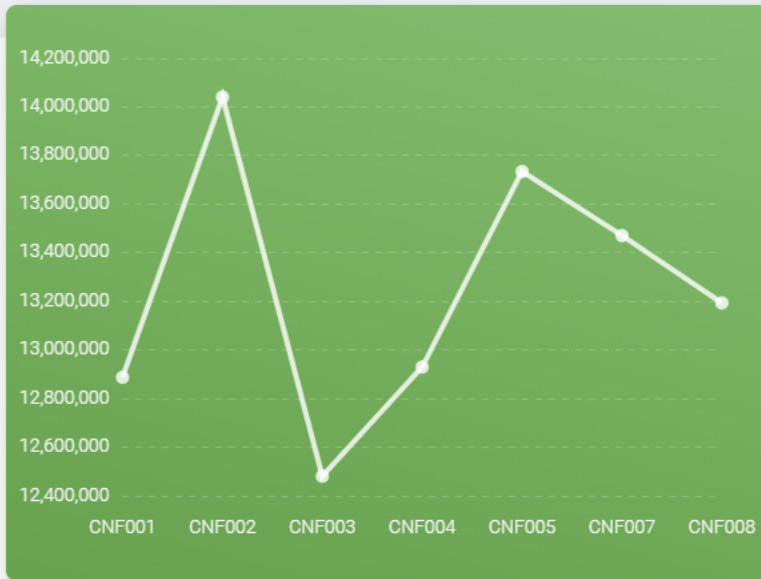
Stocks Valuation
MK 0.00

0.00% than up to this month in last year
MK 0.00 up to this month in last year



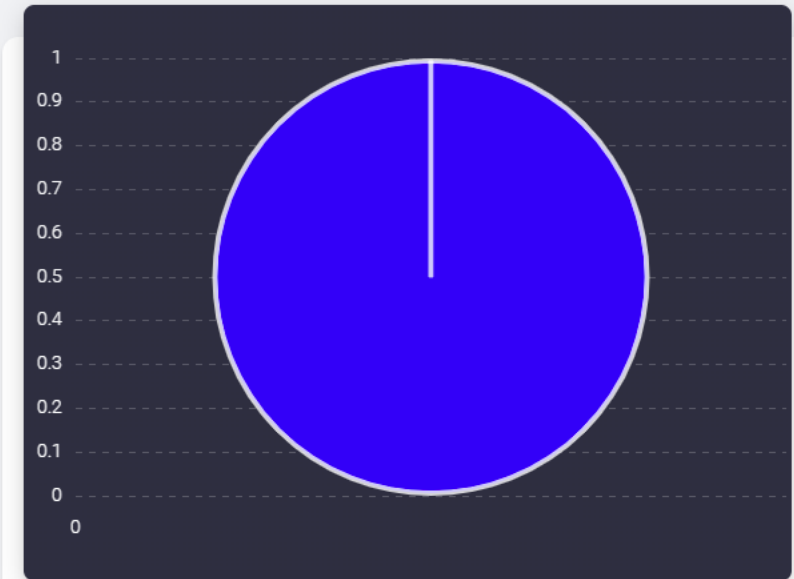
Daily Sales - Monday, July 18, 2022

[DETAILS](#)



Monthly Sales - 2022 July

[DETAILS](#)



Sales by Region from - 1/1/2022

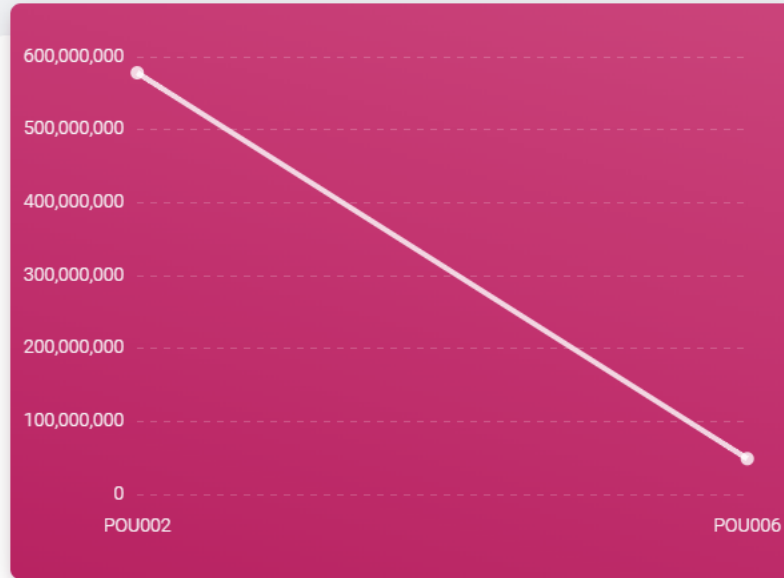
[DETAILS](#)

BI DASHBOARD



Branches Performance - 2022

DETAILS



Categories Performance - 2022

DETAILS



Top 10 Products Performance - 2022

DETAILS

Branch Connection Status








BRANCH NAME	STATUS	LAST SYNC	AVERAGE
CNF001 - SHOP 1	●	7/18/2022 9:10:01 AM	80% <div style="width: 80%;"></div>
CNF002 - SHOP 2	●	7/18/2022 9:14:01 AM	90% <div style="width: 90%;"></div>
CNF003 - SHOP 3	●	7/18/2022 9:20:01 AM	85% <div style="width: 85%;"></div>

Reports





- Sales Reports
- Sales Summary
- Sales by Items
- Sales by Item Category
- Sales Summary - Branch Wise
- Monthly Sales Report - Day Wise
- Monthly Sales Summary - Products
- Sales By Month - Branch & Month Wise
- Sales Summary By Item Category
- Sales by Customer
- Sales by Sales Reps
- Sales by Geo Locations

BI DASHBOARD

Branch Connection Status

BRANCH NAME	STATUS	LAST SYNC	AVERAGE
 CNF001 - SHOP 1	●	7/18/2022 9:10:01 AM	80% <div style="width: 80%;"><div style="width: 80%;"></div></div>
 CNF002 - SHOP 2	●	7/18/2022 9:14:01 AM	90% <div style="width: 90%;"><div style="width: 90%;"></div></div>
 CNF003 - SHOP 3	●	7/18/2022 9:20:01 AM	85% <div style="width: 85%;"><div style="width: 85%;"></div></div>
 CNF004 - SHOP 4	●	7/18/2022 9:03:01 AM	85% <div style="width: 85%;"><div style="width: 85%;"></div></div>
 CNF005 - SHOP 5	●	7/18/2022 9:12:01 AM	90% <div style="width: 90%;"><div style="width: 90%;"></div></div>
 CNF007 - SHOP 6	●	7/18/2022 9:10:01 AM	85% <div style="width: 85%;"><div style="width: 85%;"></div></div>
 CNF008 - SHOP 7	●	7/18/2022 9:22:01 AM	90% <div style="width: 90%;"><div style="width: 90%;"></div></div>

Reports

-  **Sales Reports**
 - Sales Summary
 - Sales by Items
 - Sales by Item Category
 - Sales Summary - Branch Wise
 - Monthly Sales Report - Day Wise
 - Monthly Sales Summary - Products
 - Sales By Month - Branch & Month Wise
 - Sales Summary By Item Category
 - Sales by Customer
 - Sales by Sales Reps
 - Sales by Geo Locations
-  **Stocks Reports**
 - Inventory Balance
 - Stocks Sheet
 - Stock Balances & Valuation (Selling Price)
 - Stock Balances & Valuation (Cost Price)
 - Consolidated Stock Valuation (Selling Price)
 - Consolidated Stock Valuation (Cost Price)
-  **Price List and GP Reports**
 - Price List
 - Gross Profit
 - Profit & Loss
 - Consolidated Profit & Loss
 - Profit & Loss - Item Category
 - Profit & Loss - Item Category - Monthly
-  **Cashbook**
 - Petty Cashbook
 - Cashbook
 - Cashbook Transactions
 - Sales Cum Cashbook
 - Cash Balances

BI REPORTS

Reports



Sales Reports

- Sales Summary
- Sales by Items
- Sales by Item Category
- Sales Summary - Branch Wise
- Monthly Sales Report - Day Wise
- Monthly Sales Summary - Products
- Sales By Month - Branch & Month Wise
- Sales Summary By Item Category
- Sales by Customer
- Sales by Sales Reps
- Sales by Geo Locations



Stocks Reports

- Inventory Balance
- Stocks Sheet
- Stock Balances & Valuation (Selling Price)
- Stock Balances & Valuation (Cost Price)
- Consolidated Stock Valuation (Selling Price)
- Consolidated Stock Valuation (Cost Price)



Price List and GP Reports

- Price List
- Gross Profit
- Profit & Loss
- Consolidated Profit & Loss
- Profit & Loss - Item Category
- Profit & Loss - Item Category - Monthly



Cashbook

- Petty Cashbook
- Cashbook
- Cashbook Transactions
- Sales Cum Cashbook
- Cash Balances

BI REPORTS

RetailMax - Cloud BI - Google Chrome
demo.retailmax.biz/reportpreview.aspx?rep=salessummary

Sales Summary

[CLOSE](#)

Sale Date From: 7/18/2022 Sale Date To: 7/18/2022
Branch: == All Branches == [View Report](#)

1 of 1 100% Find | Next

TECNOZONE IT SOLUTIONS

Sales Summary

Branch Name	Sale Date	Net Amount	Discount	VAT	Gross Amount
CNF001 - SHOP 1	07/18/2022	565,497.85	0.00	93,307.15	658,805.00
CNF002 - SHOP 2	07/18/2022	737,261.80	0.00	121,648.20	858,910.00
CNF003 - SHOP 3	07/18/2022	564,806.87	0.00	93,193.13	658,000.00
CNF004 - SHOP 4	07/18/2022	599,660.94	0.00	98,944.06	698,605.00
CNF005 - SHOP 5	07/18/2022	542,180.26	0.00	89,459.74	631,640.00
CNF007 - SHOP 6	07/18/2022	458,841.20	0.00	75,708.80	534,550.00
CNF008 - SHOP 7	07/18/2022	614,480.69	0.00	101,389.31	715,870.00
TOTAL		4,082,729.61	0.00	673,650.39	4,756,380.00

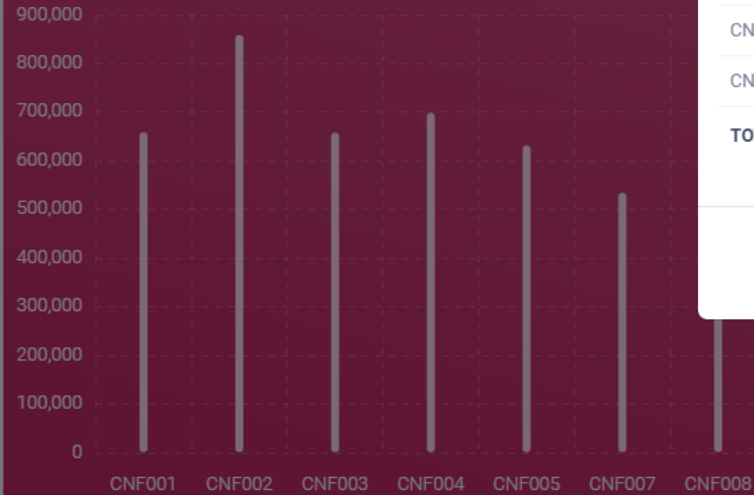
Branch Name	Gross Amount
CNF001 - SHOP 1	658,805.00
CNF002 - SHOP 2	858,910.00
CNF003 - SHOP 3	658,000.00
CNF004 - SHOP 4	698,605.00
CNF005 - SHOP 5	631,640.00
CNF007 - SHOP 6	534,550.00
CNF008 - SHOP 7	715,870.00

DETAILS WINDOWS

Daily Sales - Monday, July 18, 2022

BRANCH	SALE AMOUNT	VAT	TOTAL SALE
CNF001 - SHOP 1	565,497.85	93,307.15	658,805.00
CNF002 - SHOP 2	737,261.80	121,648.20	858,910.00
CNF003 - SHOP 3	564,806.87	93,193.13	658,000.00
CNF004 - SHOP 4	599,660.94	98,944.06	698,605.00
CNF005 - SHOP 5	542,180.26	89,459.74	631,640.00
CNF007 - SHOP 6	458,841.20	75,708.80	534,550.00
CNF008 - SHOP 7	614,480.69	101,389.31	715,870.00
TOTAL	4,082,729.61	673,650.39	4,756,380.00

CLOSE



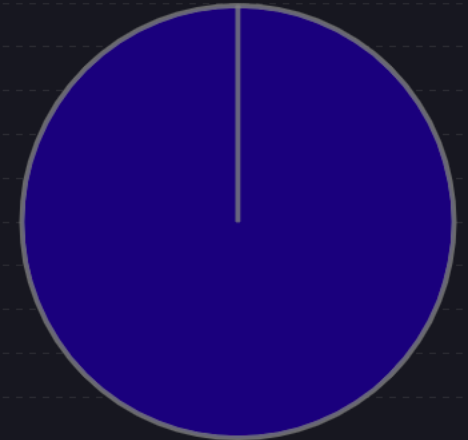
Daily Sales - Monday, July 18, 2022

DETAILS



Monthly Sales - 2022 July

DETAILS



Sales by Region from - 1/1/2022

DETAILS

Today's Sales
MK 0.00

0.00% than this date in last week
MK 0.00 this date in last week sales

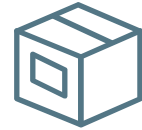
Today's Sales
MK 0.00

0.00% than this date in last week
MK 0.00 this date in last week sales

Stocks Valuation
MK 0.00

0.00% than up to this month in last year
MK 0.00 up to this month in last year

VALUE PROPOSITION



PRODUCT

Benefits

Simple

Online Information

Easy and Fast to Use

Experience

Anytime Anywhere

Mobile Friendly

Features

Sync Across Devices

Include Charts and Reports

Rich Metadata

THANK YOU

BIZ RETAILMAX INFORMATION TECHNOLOGY CONSULTANTS – FZCO

IFZA Business Park, DDP, Premises Number 37586-001, Dubai Silicon Oasis,

Dubai, United Arab Emirates

info@retailmax.biz

+971 50 376 5697